

## VILTA PRIMARY SCHOOL WRITING COMPETITION TERM 2 2020

To help motivate your students to keep learning Bahasa Indonesia during remote learning, here is an opportunity to get your students writing and drawing for a state-wide competition with prizes.

The categories:

- Foundation Year Student will make labelled posters
- Junior Year Student (1-2) will make labelled posters
- Middle Year Student (3-4) will write diary or short story
- Senior Year Student (5-6) will write diary or short story

**Teachers to choose a maximum of 4 entries (one entry per category)\***

*\*)If you have entries from **native speakers** I will set up a special category for them. Also, if you are really pushed to distinguish between your two best entries even after using the rubric send in both - but please, no more than two per category.*

The tasks have been designed with the hope that they will fit easily into your own curriculum planning and potentially provide you with a piece of work you can use for your own assessment purposes.

The winning entries from your school can be submitted electronically or posted in hard copy form by 22 June which is the last Monday of term 2. Details of where and how to submit TBA. PLEASE DO NOT SUBMIT MORE THAN ONE ENTRY PER CATEGORY PER SCHOOL. It is up to individual teachers to determine the winners of each category for their school then forward the winning entries to VILTA for judging in the state-wide competition.

Prizes will be in the form of gift vouchers but due to Covid 19 and the uncertainty it has created around which shops will be open by the end of term two, the type of voucher will be announced closer to the end of term 2. Likely stores are Officeworks, Smiggle or Coles/Myer.

We are very fortunate to have Ibu **Yacinta Kurniasih** from the School of Languages, Literatures, Cultures and Linguistics at Monash University to be judging the entries.

Please see the [VILTA PRIMARY SCHOOL WRITING COMPETITION TERM 2 2020](#) information document on the next page, for examples and details on how to complete the writing tasks.

**For any further queries, please contact Kas Grant at:**  
[grant.kasenya.g@edumail.vic.gov.au](mailto:grant.kasenya.g@edumail.vic.gov.au)

# VILTA PRIMARY SCHOOL WRITING COMPETITION TERM 2 2020

**To teachers:** It is suggested you cut and paste the relevant instructions from the information below for your students. If asking your students to make a diary it is suggested that you DON'T give students all the instructions and examples included here. These are just to make it easier for you to choose from and tailor make instructions and an example that will best suit your students.

## FOUNDATION

Make a poster using any materials or pictures you like. Your poster should include things you can label in Indonesian.

Now you must label your poster with five different Indonesian words. Maybe colours, numbers, family members, classroom objects... whatever words you have been learning in school that you can demonstrate in your poster.

### JUDGING CRITERIA

FOUNDATION - poster			
Criteria	Low	Medium	High
Number of labels	0-2	3-4	5
Spelling	none correct	some correct	all correct
Meaning (do the labels match the pictures they are attached to)	none correct	some correct	all correct
Effort	low	medium	high
Creativity	low	medium	high

## JUNIOR

Make a poster using any materials or pictures you like. Your poster should include things you can label in Indonesian.

Now you must label your poster with five to ten different Indonesian words or phrases. Maybe colours, numbers, family members, classroom objects... whatever words you have been learning in school that are in your poster.

### JUDGING CRITERIA

Junior- poster			
Criteria	Low	Medium	High
Number of labels	0-4	5-9	10
Spelling	none correct	some correct	all correct

<b>Meaning</b> (do the labels match the pictures they are attached to)	none correct	some correct	all correct
<b>Effort</b>	low	medium	high
<b>Creativity</b>	low	medium	high





## MIDDLE

Make a picture book that demonstrates the difference between pronouns and possessive pronouns (buku saya versus saya buku), **OR**, make a diary of some observations or tests over time,

OPTION ONE: A Picture Book That Demonstrates The Difference Between Pronouns And Possessive Pronouns

The story books should use eight different nouns. You may like to have your students complete the worksheet below first to help give them ideas. For each noun used, there should be a picture for the "NOUN – saya" and for the "saya – noun" forms.

## USING WORD ORDER TO GIVE MEANING

<b>Buku saya.</b> My book. 	<b>Saya buku.</b> I am a book. 	<b>Pensil saya.</b> My pencil. 	<b>Saya pensil.</b> I am a pencil. 
--	--	---	--

1. Use the examples above to help you **circle** the correct answers in these sentences:





a. When 'saya' comes **after** a noun it means I / my .

b. When saya comes **before** a noun it means I / my.

2. **Draw** your own pictures to match these sentences...(Bola = ball, eskrim = icecream.)

Bola saya.	Saya bola.	Eskrim saya.	Saya eskrim.

3. **Write** your own sentences to match these pictures... (*ear=telinga, orange=jeruk*)

			
--	--	---	--

#### OPTION TWO: A Diary Of Observations Or Tests Over Time


Your diary should be in the form of a table with three columns. One column that measures time, maybe for the 'tanggal' (date), 'hari' (day) or 'jam', one column for your written observations 'kalimat' (sentence) and the last column for a drawing of your observation 'gambar' (picture).

Record something you have been learning to talk about in school. You need six entries in your diary but they don't need to be six days/hours in a row.


These examples are in portrait, but your diary may look better in landscape.

#### **BUKU HARIAN CUACA 2020 (WEATHER DIARY 2020)**

Tanggal	Contoh Kalimat (model sentence structure) Cuaca hari ini _____ dan ada banyak/sedikit ( <u>hujan/angina/awan/selju</u> ).	gambar

28 Maret	Cuaca hari ini hangat. Ada angin dan banyak awan di langit.	
30 Maret		

#### BUKU HARIAN MAKANAN 2020

Hari	Contoh Kalimat (model sentence structure) Hari ini saya makan _____. Saya suka/tidak suka _____ karena sangat/terlau _____.	gambar
Sabtu	Hari ini saya makan ayam goreng. Saya suka ayam goreng karena sangat gurih dan enak.	
Senin	Hari ini saya makan apel. Saya tidak suka apel itu karena terlalu asam.	

#### BUKU HARIAN PELAJARAN SAYA 2020

Tanggal	Contoh Kalimat (model sentence structure) Hari ini saya belajar _____. Saya suka/tidak suka _____ itu karena.....	gambar
28 Maret	Hari ini saya belajar matematika. Saya suka les matematika itu karena sangat menarik.	
30 Maret		

Your students may do any kind of diary, what they wear each day, things they've been reading, movies they have watched, songs they have listened too.... As their teacher, choose a topic your students can make a diary about. Please give them a table to complete that is similar to the example provided. You should give your students the model sentence structure and word list they will need to complete the table. When providing a model sentence structure for your students, please note that the written entry for each observation should be a maximum of two sentences. If only using one sentence it should be a compound or complex sentence.

### JUDGING CRITERIA

MIDDLE - pronoun book			
Criteria	Low	Medium	High

<b>Number of nouns used</b>	0-4	5-7	8
<b>Spelling and grammar</b>	few correct	most correct	all correct
<b>Meaning</b> (do the pictures show what the sentences mean)	few correct	most correct	all correct
<b>Effort</b>	low	medium	high
<b>Creativity</b>	low	medium	high

<b>MIDDLE - Diary</b>			
<b>Criteria</b>	<b>Low</b>	<b>Medium</b>	<b>High</b>
<b>Number of entries</b>	0-4	5-7	8
<b>Spelling and grammar</b>	few correct	most correct	all correct
<b>Meaning</b> (do the pictures show what the sentences mean)	few correct	most correct	all correct
<b>Effort</b>	low	medium	high
<b>Creativity</b>	low	medium	high

## SENIOR

Seniors can do a diary like middles can only senior students need **ten entries, or** they can write a short story.

Here are some instructions for your students:

Write a story that is 6-10 sentences long. You may not use google translate (it's easy to tell if you have)! It does not need to have a beginning a middle and an end like a story you would write in English. It could be a description of your family or of a picture. It could be in the form of a cartoon. You are encouraged to use model sentence structures we have learnt at school but you don't have to. Your teacher can give you a model story structure to use. You are allowed to get feedback from your teacher.

Here is an example story.

<b>KELUARGA SAYA</b>	<b>MY FAMILY</b>
<i>Saya mempunyai empat adik nakal.</i>	<i>I have for naughty younger siblings.</i>
<i>Kadang-kadang saya nakal.</i>	<i>Sometimes I am naughty.</i>
<i>Adik saya selalu nakal!</i>	<i>My younger siblings are always naughty.</i>
<i>Saya tidak mempunyai bapak.</i>	<i>I don't have a dad.</i>
<i>Saya mempunyai satu ibu.</i>	<i>I have one mum.</i>
<i>Ibu saya selalu sibuk!</i>	<i>My mum is always busy!</i>

When you submit your story you must also submit the word list your teacher asked you to use. You are encouraged to use the words from your teacher's word list as much as possible. Adding pictures may help you to add more meaning to your story – stick figures are just fine!

## **JUDGING CRITERIA**

<b>Senior - Diary</b>			
<b>Criteria</b>	<b>Low</b>	<b>Medium</b>	<b>High</b>
<b>Number of entries</b> (how many entries meet the criteria of date, written observation and drawn observation?)	0-5	6-9	10
<b>Spelling</b>	few correct	most correct	all correct
<b>Punctuation</b> (correct use of capital letters, commas, full stops)	rarely used correctly	mostly correct	all correct
<b>Meaning</b> (does your grammar enable the sentences to make sense, do the pictures show what the sentences mean)	few correct	most correct	all correct
<b>Effort</b>	low	medium	high
<b>Creativity</b>	low	medium	high

<b>SENIOR - Short story, description or cartoon</b>			
<b>Criteria</b>	<b>Low</b>	<b>Medium</b>	<b>High</b>
<b>Number of sentences</b>	0-4	5-7	8 -10
<b>Spelling</b>	rarely correct	mostly correct	all correct
<b>Punctuation</b> (correct use of capital letters, commas, full stops)	rarely correct	mostly correct	all correct
<b>Meaning</b> (does your grammar {outside of punctuation} enable the sentences to make sense, do the pictures show what the sentences mean)	rarely correct	mostly correct	all correct
<b>Effort (presentation)</b>	low	medium	high
<b>Creativity</b>	low	medium	high

## JUDGING CRITERIA

<b>FOUNDATION - poster</b>			
<b>Criteria</b>	<b>Low</b>	<b>Medium</b>	<b>High</b>
<b>Number of labels</b>	0-2	3-4	5
<b>Spelling</b>	none correct	some correct	all correct
<b>Meaning</b> (do the labels match the pictures they are attached to)	none correct	some correct	all correct
<b>Effort</b>	low	medium	high
<b>Creativity</b>	low	medium	high

<b>Junior- poster</b>			
<b>Criteria</b>	<b>Low</b>	<b>Medium</b>	<b>High</b>
<b>Number of labels</b>	0-4	5-9	10
<b>Spelling</b>	none correct	some correct	all correct
<b>Meaning</b> (do the labels match the pictures they are attached to)	none correct	some correct	all correct
<b>Effort</b>	low	medium	high
<b>Creativity</b>	low	medium	high

<b>MIDDLE - pronoun book</b>			
<b>Criteria</b>	<b>Low</b>	<b>Medium</b>	<b>High</b>
<b>Number of nouns used</b>	0-4	5-7	8
<b>Spelling and grammar</b>	few correct	most correct	all correct
<b>Meaning</b> (do the pictures show what the sentences mean)	few correct	most correct	all correct
<b>Effort</b>	low	medium	high
<b>Creativity</b>	low	medium	high

<b>MIDDLE - Diary</b>			
<b>Criteria</b>	<b>Low</b>	<b>Medium</b>	<b>High</b>



<b>Number of entries</b>	0-4	5-7	8
<b>Spelling and grammar</b>	few correct	most correct	all correct
<b>Meaning</b> (do the pictures show what the sentences mean)	few correct	most correct	all correct
<b>Effort</b>	low	medium	high
<b>Creativity</b>	low	medium	high

<b>Senior - Diary</b>			
<b>Criteria</b>	<b>Low</b>	<b>Medium</b>	<b>High</b>
<b>Number of entries</b> (how many entries meet the criteria of date, written observation and drawn observation?)	0-5	6-9	10
<b>Spelling</b>	few correct	most correct	all correct
<b>Punctuation</b> (correct use of capital letters, commas, full stops)	rarely used correctly	mostly correct	all correct
<b>Meaning</b> (does your grammar enable the sentences to make sense, do the pictures show what the sentences mean)	few correct	most correct	all correct
<b>Effort</b>	low	medium	high
<b>Creativity</b>	low	medium	high

<b>SENIOR - Short story, description or cartoon</b>			
<b>Criteria</b>	<b>Low</b>	<b>Medium</b>	<b>High</b>
<b>Number of sentences</b>	0-4	5-7	8 -10
<b>Spelling</b>	rarely correct	mostly correct	all correct
<b>Punctuation</b> (correct use of capital letters, commas, full stops)	rarely correct	mostly correct	all correct
<b>Meaning</b> (does your grammar {outside of punctuation} enable the sentences to make sense, do the pictures show what the sentences mean)	rarely correct	mostly correct	all correct
<b>Effort (presentation)</b>	low	medium	high
<b>Creativity</b>	low	medium	high

## ONLINE RESOURCES

- DFE: Our Learning SA <https://www.education.sa.gov.au/our-learning-sa>
- SACE: PLATO Social <https://platosocial.sace.sa.edu.au/group/view.php?id=37>
- Language Perfect <https://epforlearning.com/>
- Quizlet <https://quizlet.com/en-gb>
- Twinkl <https://www.twinkl.com.au/>
- Kahoot <https://create.kahoot.it/register>
- Duo Lingo
- Bibitsku (Indonesian songs for kids)
- Didi and friends (songs and exercises for kids)
- YouTube Kids
- Scootle
- Pearson ebooks
- Jalan Sesama (Indonesian Sesame Street) Youtube channel is excellent, not only for young students! <https://www.youtube.com/channel/UCXns7yQ3LRweX5EbxJ7Qs0g>
- Bobo <https://bobo.grid.id/> (Best used as teacher source of child- level articles, videos, cartoons, stories, etc)
- Inspired Media (Daniel Bradbury) Great resources for teachers to purchase [dan@inspiredmedia.com.au](mailto:dan@inspiredmedia.com.au)